

LIMITED WARRANTY

The Company will repair this product with new or rebuilt parts, free of charge for one year from the date of original purchase to the event of defect in material or workmanship.

A purchase invoice or any other proof of date of original purchase will be required before warranty performance is rendered. This warranty does not cover any damage which results from accident, misuse, abuse, alteration, modification or commercial use of this product.

This warranty is not available if the product is used in a health club or for any commercial purposes.

CUSTOMER NAME : _____

DATE : ____/____/____

DEALER NAME : _____

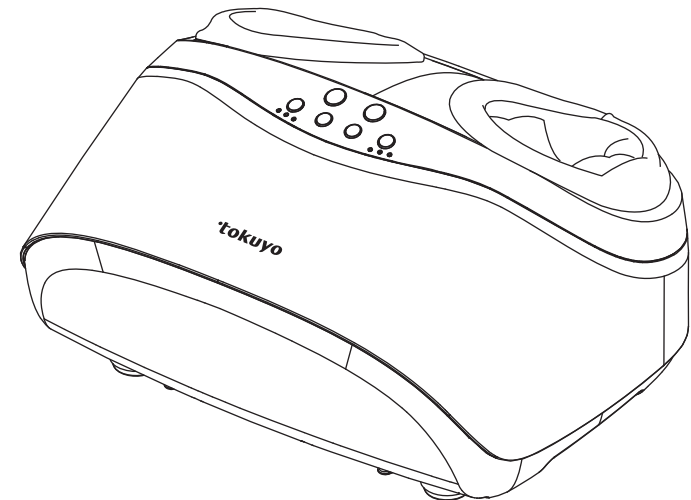
DEALER ADDRESS ; _____

INSTRUCTION MANUAL

FOOT MASSAGER

tokuyo

TF-607



BE SURE TO READ THIS **INSTRUCTION MANUAL** CAREFULLY AND USE IT PROPERLY
AFTER USE, KEEP THIS MANUAL WITHIN REACH AT ALL TIME FOR FUTURE USE

IMPORTANT SAFETY INSTRUCTIONS

OPERATING SURROUNDINGS

- Do not use or store the foot massager under damp environment: i.e. bathroom, sauna, spa to avoid any moldy, electric shock, fire or mechanical failure.
- Don't use the foot massager outdoors
- Don't use the foot massager under dusty, smelly and anoxic conditions
- Don't place the foot massager near heater, stove or sunlight radiation to avoid inner components overheating to cause fire
- Make sure to place the foot massager on a flat level ground
- The bracket part should be placed on the plain ground
- To avoid an electric shock, please make sure to connect an earth wire
- Don't use the machine while smoking



FOLLOWING CONDITIONS SHOULD CONSULT DOCTORS BEFORE USE

- Suffered from malignant tumor
- Serious heart disease
- Serious skin disease
- Serious bone hyperplasia
- In pregnancy or during the menses
- Be on the rest cure under the doctor's supervision
- The back bended exceptionally by the accident or disease
- Needing peaceful surroundings
- Arthritis disease
- Implanted pacemaker for medical purpose
- Suffered from bowels disease (i.e. gastritis, enteritis, diarrhea, hepatitis)
- Serious blood circulation trouble
- Consciousness trouble
- Be in hyper pyretic

CARE AND MAINTENANCE

TROUBLESHOOTING

Please surveil the foot massager when you use it often

Please check up the foot massager when you have a long time not in use.

SITUATIONS	SOLUTION
The foot massager doesn't work ,ON/OFF button don't light up	1.Check whether the plug is well connecting and working well 2.Check whether the switch on the foot massager is turned to [I] position
Any sound during work	Under those sound and feeling is normal phenomenon 1. The sound when rolling and air pressure massage 2. The different after adjust. 3. Internal sound when massage 4. Massage wheel grated on the cloth 5. Expansive sound and exhaust sound during air massage

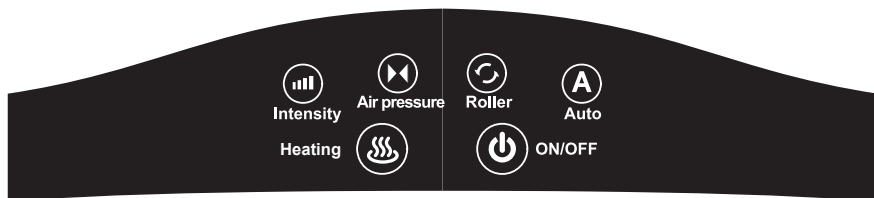
EMERGENCY TREATMENT

1. An exception occurred during the foot massager work, please turn off the switch and pull out the power line.
2. If the power line is broken, please notify our customer service to processing.

Warning: Except professional you don't dismantling, repair and change the foot massager , it may reduce electric shock and risk of fire.

SPECIFICATIONS

Model No.	TF-607
Rated Voltage and Frequency	<input type="checkbox"/> 100~120V <input type="checkbox"/> 220~240V <input type="checkbox"/> 50Hz <input type="checkbox"/> 60Hz
Rated Power	60W
N.W./G.W.	8.4kg / 9.5kg
Dimension	L380xW450xH256(mm)
Origin	China



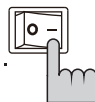
Getting started:








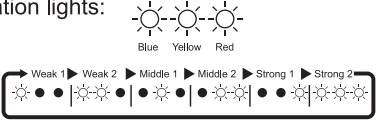

Powering the machine , switch to the “-” on the front box , underside of the right .

Press the “  ” button , start into the program1 .

Descriptions :

3-auto programs are available for use , press this button will cycle to display .



 Auto	<p>Program1(red light) : Combining air pressure , roller , swing and acupressure massage functions .</p> <p>Program2(yellow light) : Distinctive swing feet massage , give all new experience .</p> <p>Program3(blue light) : Emphasizing on heels massage with air pressure and roller massage .</p> <p>※During using also can press the intensity button to adjust .</p> 
 Air pressure	<p>Air pressure :</p> <p>※The initial setting is weak , press to adjust intensity .</p> 
 Intensity	<p>Roller :</p> <p>Having a forward & reversal rolling way .</p> <p>※The initial setting is slow , press to adjust speed.</p> 
 Roller	<p>After activating the automatic system, the initial intensity is set at Weak 1. Press this button to adjust the intensity as following circulation lights:</p> <div style="text-align: center;">  </div>
 Heating	<p>Heat Button:</p> <p>Press heat button to turn on heat mode.</p> <p>Press again to turn off.</p>

IMPORTANT SAFETY INSTRUCTIONS

For safety reasons and in order to clearly indicate potential dangers should the product be used improperly, instructions have been marked in the following manners and should be strictly noted

⊘ CAUTIONS

Non-professional technicians are not allowed to dismantle or repair to avoid fire, electrical shock or serious hurt



Do not flush to the switch when cleaning to avoid insulation fault, electrical shock or short-circuit



When storing or maintenance, be sure to disconnect the power plug from socket

Do not detach the plug by wet hands



Make sure to shut off and detach the power plug when cleaning or storing product

During cleaning or moving the machine, make sure to detach power cord to avoid fire or electrical shock



Do not place the machine onto an unstable surface to avoid roast, insulation failure, electrical shock or turnover

When storing the machine, make sure to disconnect power plug to avoid fire caused by electricity leaking



Clean power plug periodically to avoid fire due to dust



Do not use it at any unsafe places or on other purposes

It is the main reason of product damage or accident



Do not store the machine onto an unstable surface

Unexpected earthquake or external force will cause damage or injury



Keep supply cord unobstructed at all time, i.e. not twisted, knotted, over flexed or pulled and do not place anything heavy on it



IMPORTANT SAFETY INSTRUCTIONS

For safety reasons and in order to clearly indicate potential dangers should the product be used improperly, instructions have been marked in the following manners and should be strictly noted

⊘ CAUTIONS

This appliance can be used by children aged from 8 years and above and persons with reduced physical, sensory or mental capabilities or lack of experience and knowledge if they have been given supervision or instruction concerning use of the appliance in a safe way and understand the hazards involved.

Children shall not play with the appliance.

Cleaning and user maintenance shall not be made by children without supervision.

If the supply cord is damaged, it must be replaced by the manufacturer, its service agent or similarly qualified persons in order to avoid a hazard.

The appliance has a heated surface. Persons insensitive to heat must be careful when using the appliance.

PARTS NAME

NAME OF EACH PART

